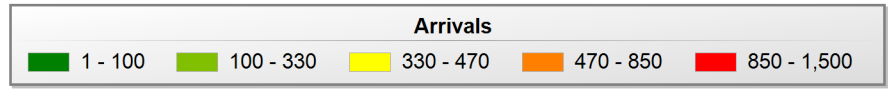
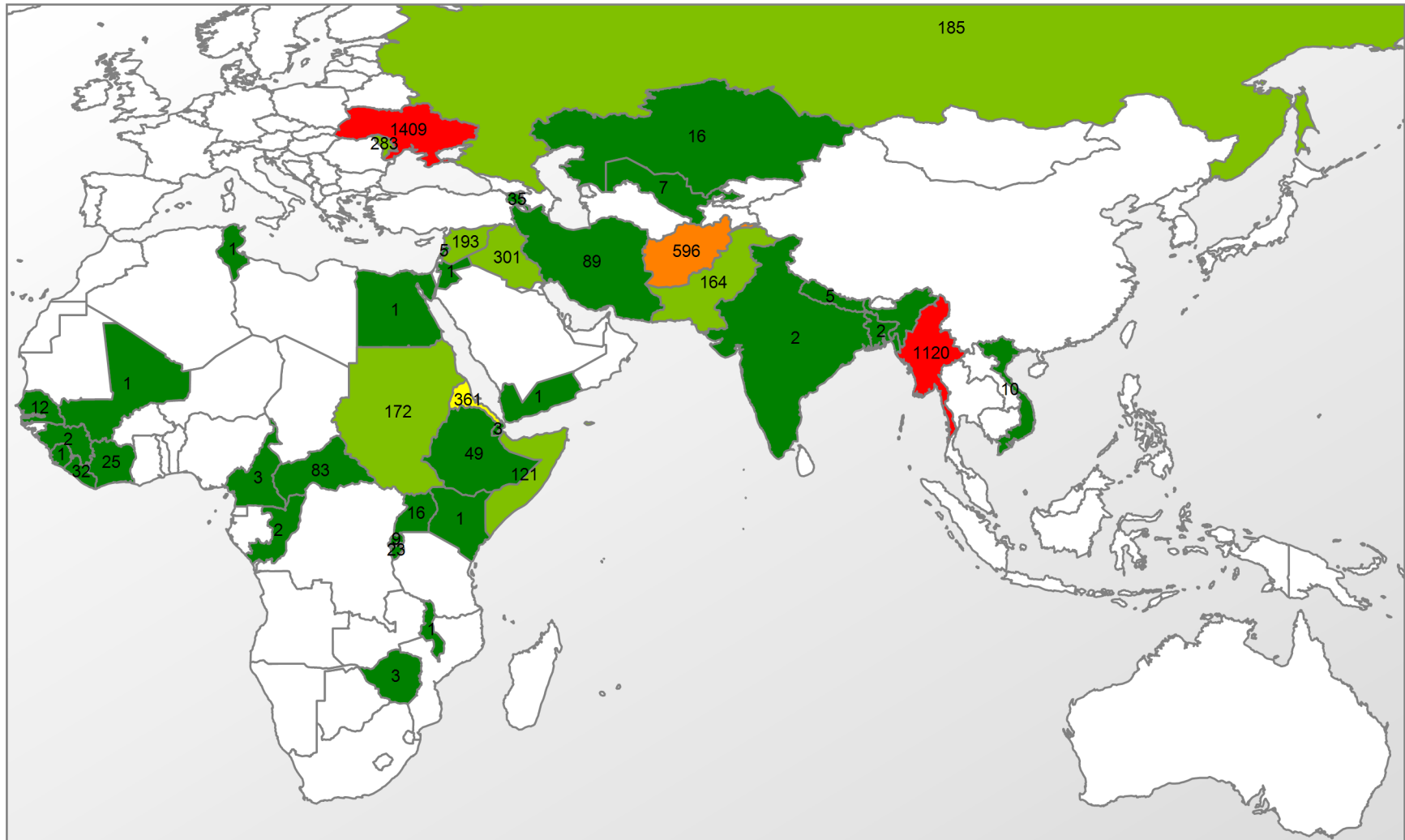


Department of State
 Bureau of Population, Refugees, and Migration
 Office of Admissions - Refugee Processing Center
 Refugee Arrivals by Nationality

For the Reporting Period of October 1, 2019 through July 31, 2020

Cases: 3,545 Individuals: 7,905

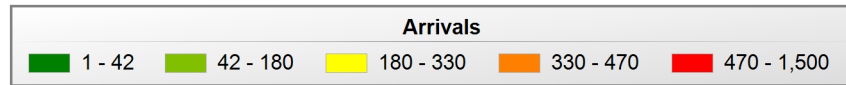
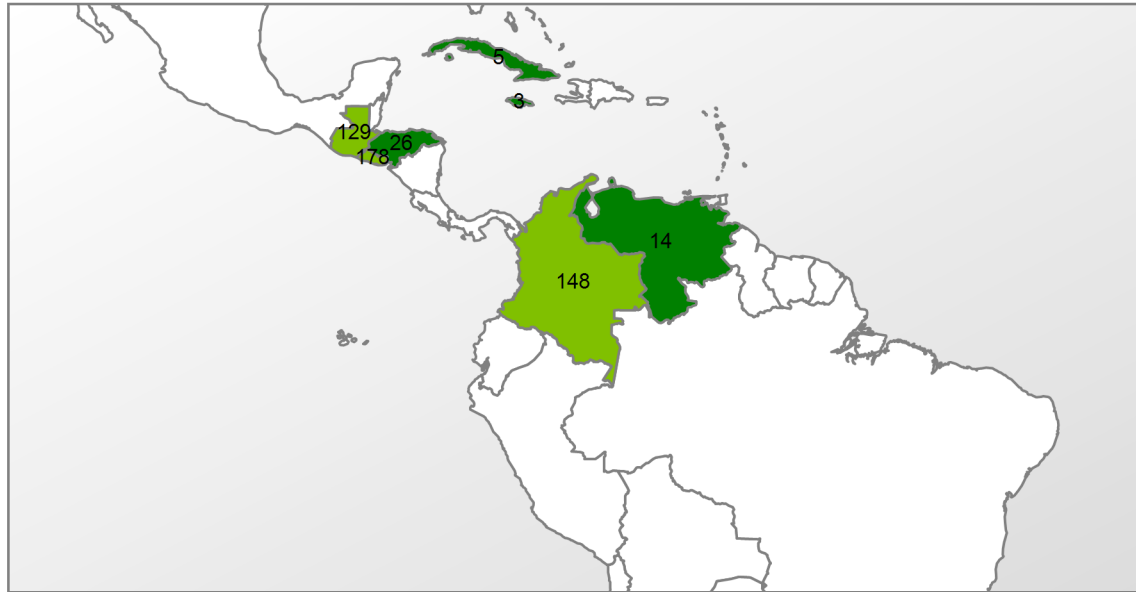
Country of Nationality



Department of State
Bureau of Population, Refugees, and Migration
Office of Admissions - Refugee Processing Center
Refugee Arrivals by Nationality

For the Reporting Period of October 1, 2019 through July 31, 2020

Country of Nationality
Latin America



Department of State
Bureau of Population, Refugees, and Migration
Office of Admissions - Refugee Processing Center
Refugee Arrivals by Nationality

For the Reporting Period of October 1, 2019 through July 31, 2020

Cases: 3,545 **Individuals:** 7,905

| Nationality | Case | Inds |
|--------------------------|------|-------|
| Afghanistan | 264 | 596 |
| Armenia | 17 | 35 |
| Bangladesh | 2 | 2 |
| Burma | 530 | 1,120 |
| Burundi | 14 | 23 |
| Cameroon | 3 | 3 |
| Central African Republic | 31 | 83 |
| Colombia | 74 | 148 |
| Congo | 2 | 2 |
| Cuba | 2 | 5 |
| Dem. Rep. Congo | 801 | 2,006 |
| Djibouti | 2 | 3 |
| Egypt | 1 | 1 |
| El Salvador | 115 | 178 |
| Eritrea | 221 | 361 |

| Nationality | Case | Inds |
|--------------|------|------|
| Honduras | 14 | 26 |
| India | 2 | 2 |
| Iran | 71 | 89 |
| Iraq | 142 | 301 |
| Ivory Coast | 10 | 25 |
| Jamaica | 3 | 3 |
| Jordan | 1 | 1 |
| Kazakhstan | 6 | 16 |
| Kenya | 1 | 1 |
| Korea, North | 2 | 2 |
| Lebanon | 5 | 5 |
| Liberia | 13 | 32 |
| Malawi | 1 | 1 |
| Mali | 1 | 1 |
| Moldova | 107 | 283 |

| Nationality | Case | Inds |
|-------------------------|------|-------|
| Republic of South Sudan | 11 | 19 |
| Russia | 74 | 185 |
| Rwanda | 7 | 9 |
| Senegal | 12 | 12 |
| Sierra Leone | 1 | 1 |
| Somalia | 64 | 121 |
| Sri Lanka (Ceylon) | 14 | 26 |
| Sudan | 74 | 172 |
| Syria | 63 | 193 |
| Tunisia | 1 | 1 |
| Uganda | 16 | 16 |
| Ukraine | 527 | 1,409 |
| Uzbekistan | 2 | 7 |
| Venezuela | 7 | 14 |
| Vietnam | 3 | 10 |

Department of State
Bureau of Population, Refugees, and Migration
Office of Admissions - Refugee Processing Center
Refugee Arrivals by Nationality

For the Reporting Period of October 1, 2019 through July 31, 2020

| Nationality | Case | Inds |
|-------------|------|------|
| Ethiopia | 39 | 49 |
| Guatemala | 70 | 129 |
| Guinea | 1 | 2 |

| Nationality | Case | Inds |
|-------------|------|------|
| Nepal | 4 | 5 |
| Pakistan | 93 | 164 |
| Palestine | 2 | 3 |

| Nationality | Case | Inds |
|-------------|------|------|
| Yemen | 1 | 1 |
| Zimbabwe | 1 | 3 |

*Please note Special Immigrant Visa (SIV) recipients who have elected and received U.S. Refugee Admissions Program (USRAP) Reception and Placement (R&P) benefits are not included in this report.

Based on the terms of a settlement in *Doe et al. v. Trump et al.*, No. 17-0178 (W.D. Wash), certain refugee applicants that arrive in FY 2020 and any future fiscal years are counted toward the FY 2018 refugee admissions ceiling.