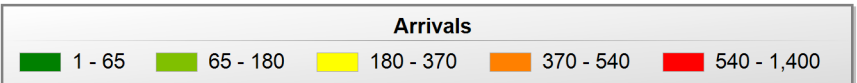
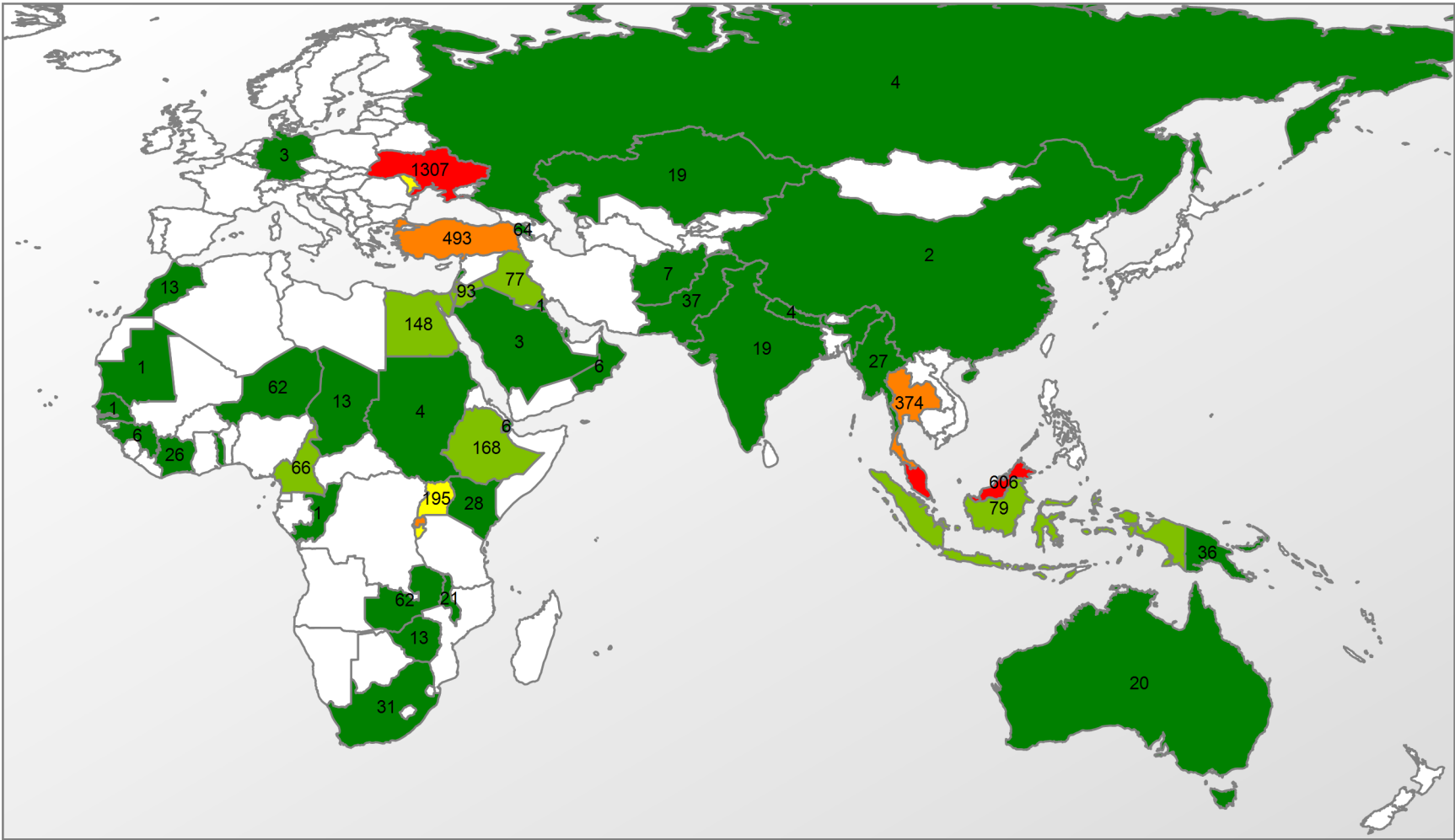


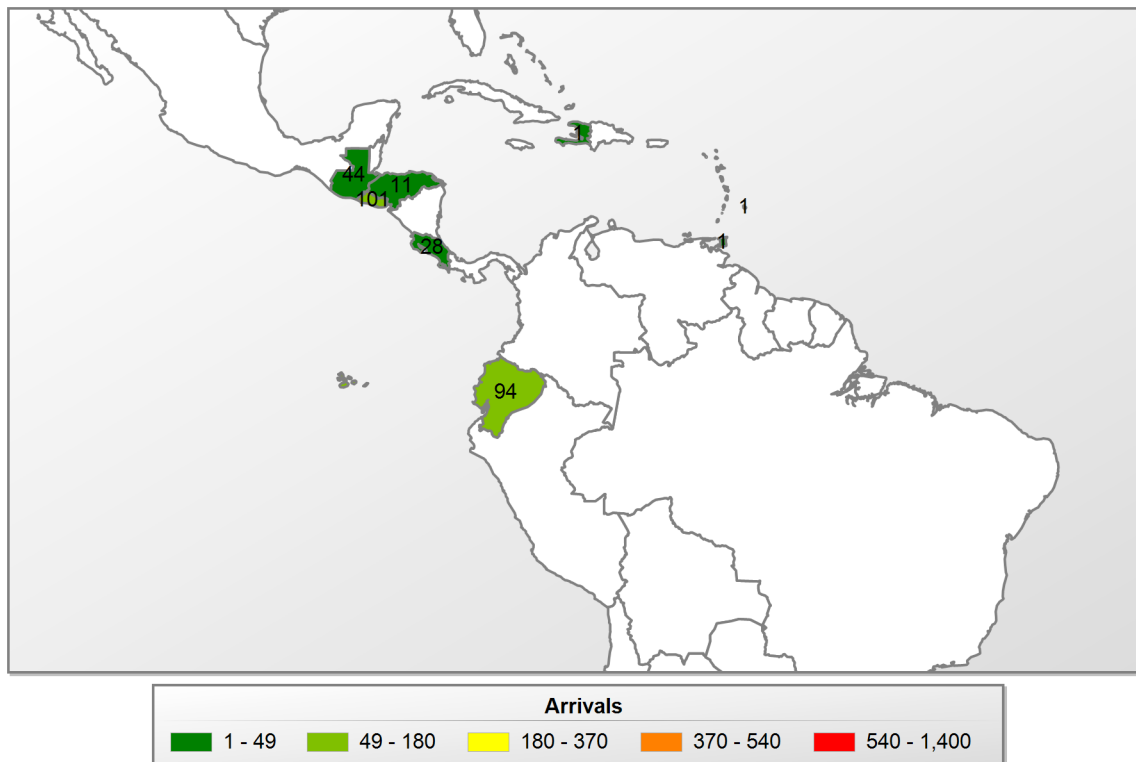
Department of State  
 Bureau of Population, Refugees, and Migration  
 Office of Admissions - Refugee Processing Center  
 Refugee Arrivals by Processing Country  
 All Nationalities

For the Reporting Period of October 1, 2019 through February 29, 2020

**Cases:** 2,844      **Individuals:** 6,273



Department of State  
Bureau of Population, Refugees, and Migration  
Office of Admissions - Refugee Processing Center  
Refugee Arrivals by Processing Country  
All Nationalities  
For the Reporting Period of October 1, 2019 through February 29, 2020



**Department of State**  
**Bureau of Population, Refugees, and Migration**  
**Office of Admissions - Refugee Processing Center**  
**Refugee Arrivals by Processing Country**  
**All Nationalities**

For the Reporting Period of October 1, 2019 through February 29, 2020

**Cases:** 2,844

**Individuals:** 6,273

Country Location	Case	Inds
Afghanistan	2	7
Armenia	31	64
Australia	11	20
Barbados	1	1
Belarus	61	159
Burma	11	27
Burundi	119	331
Cameroon	24	66
Chad	3	13
China	2	2
Congo	1	1
Costa Rica	16	28
Curacao	8	15
Dem. Rep. Congo	2	2
Djibouti	2	6

Country Location	Case	Inds
Haiti	1	1
Honduras	7	11
Hong Kong	3	7
India	9	19
Indonesia	34	79
Iraq	32	77
Israel	43	104
Ivory Coast	11	26
Jordan	31	93
Kazakhstan	7	19
Kenya	20	28
Kuwait	1	1
Lebanon	25	54
Malawi	11	21
Malaysia	294	606

Country Location	Case	Inds
Oman	5	6
Pakistan	9	37
Papua New Guinea	36	36
Qatar	1	2
Russia	1	4
Rwanda	213	379
Saudi Arabia	3	3
Senegal	1	1
South Africa	10	31
Sri Lanka (Ceylon)	52	93
Sudan	3	4
Tanzania	105	372
Thailand	165	374
Togo	14	28
Trinidad and Tobago	1	1

**Department of State**  
**Bureau of Population, Refugees, and Migration**  
**Office of Admissions - Refugee Processing Center**  
**Refugee Arrivals by Processing Country**  
**All Nationalities**

**For the Reporting Period of October 1, 2019 through February 29, 2020**

Ecuador	48	94	Mauritania	1	1	Turkey	225	493
Egypt	80	148	Moldova	105	280	Uganda	121	195
El Salvador	73	101	Morocco	13	13	Ukraine	495	1,307
Ethiopia	87	168	Nauru	16	17	United States of America	3	3
Germany	3	3	Nepal	3	4	Zambia	33	62
Guatemala	28	44	Niger	62	62	Zimbabwe	4	13
Guinea	2	6						

\*Please note Special Immigrant Visa (SIV) recipients who have elected and received U.S. Refugee Admissions Program (USRAP) Reception and Placement (R&P) benefits are not included in this report.

Based on the terms of a settlement in *Doe et al. v. Trump et al*, No. 17-0178 (W.D. Wash), certain refugee applicants that arrive in FY 2020 and any future fiscal years are counted toward the FY 2018 refugee admissions ceiling.