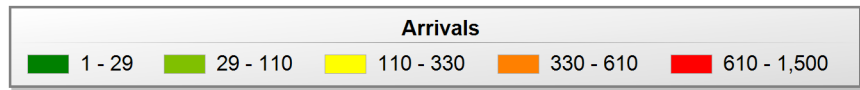
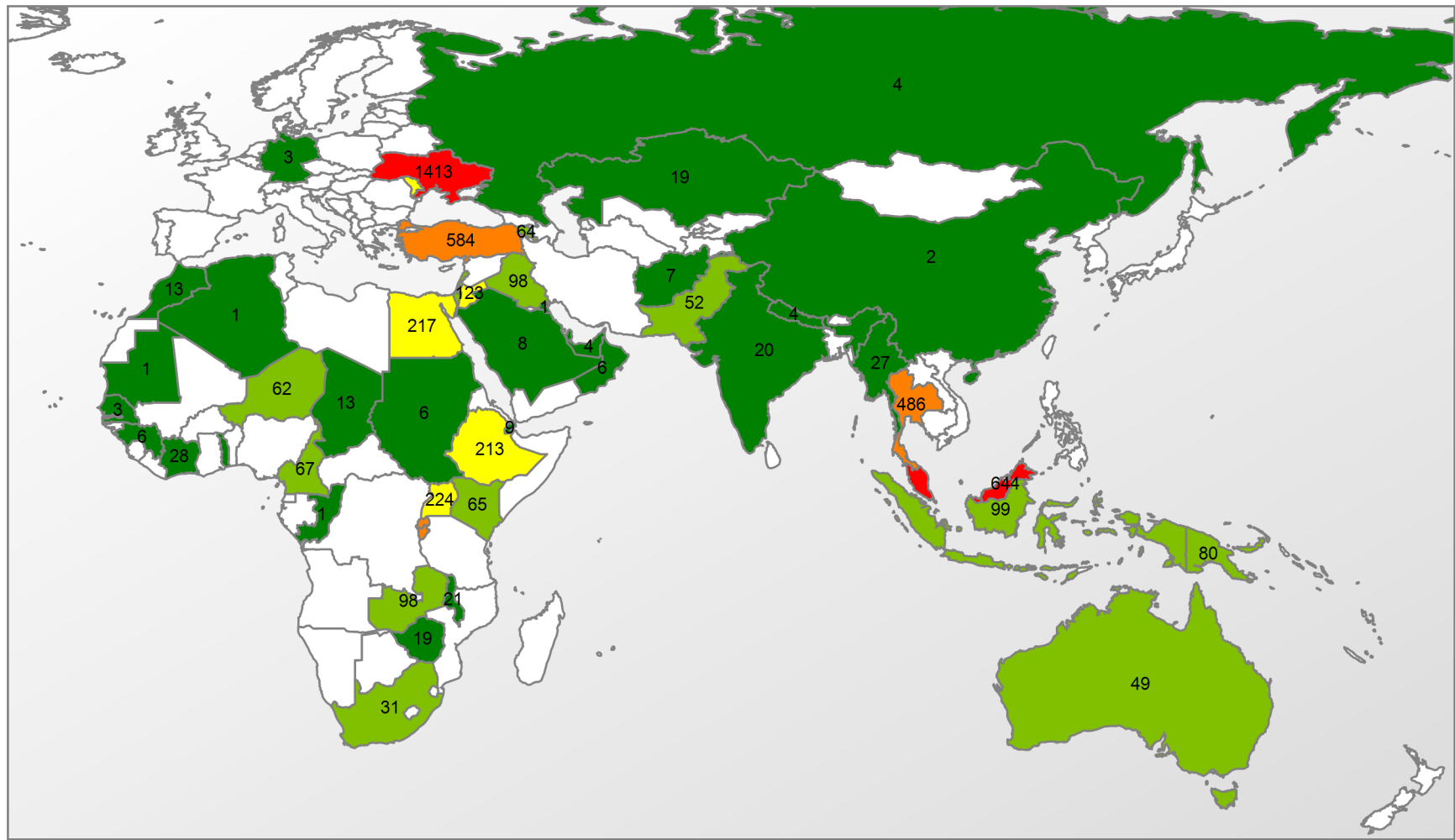
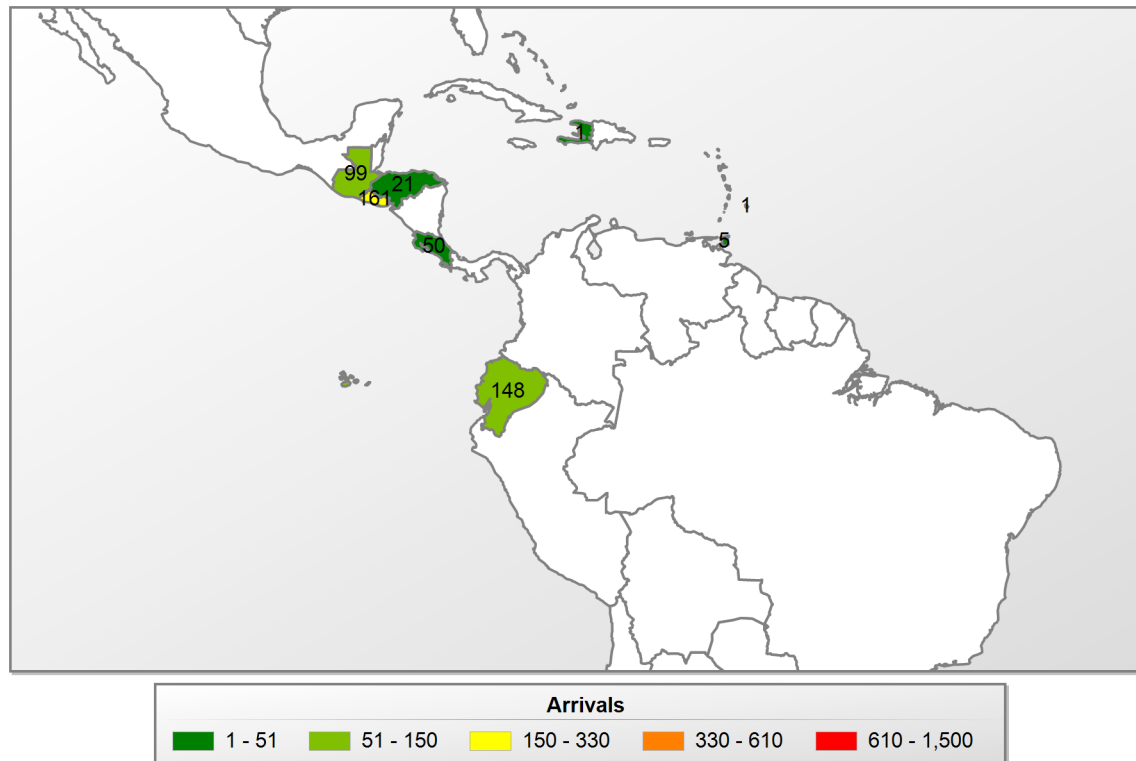


Department of State
Bureau of Population, Refugees, and Migration
Office of Admissions - Refugee Processing Center
Refugee Arrivals by Processing Country
All Nationalities
For the Reporting Period of October 1, 2019 through July 31, 2020

Cases: 3,545 Individuals: 7,905



Department of State
Bureau of Population, Refugees, and Migration
Office of Admissions - Refugee Processing Center
Refugee Arrivals by Processing Country
All Nationalities
For the Reporting Period of October 1, 2019 through July 31, 2020



Department of State
Bureau of Population, Refugees, and Migration
Office of Admissions - Refugee Processing Center
Refugee Arrivals by Processing Country
All Nationalities
For the Reporting Period of October 1, 2019 through July 31, 2020

Cases:

3,545

Individuals:

7,905

Country Location	Case	Inds
Afghanistan	2	7
Algeria	1	1
Armenia	31	64
Australia	34	49
Barbados	1	1
Belarus	61	159
Burma	11	27
Burundi	138	380
Cameroon	25	67
Chad	3	13
China	2	2
Congo	1	1
Costa Rica	24	50
Curacao	8	15
Dem. Rep. Congo	2	2

Country Location	Case	Inds
Guinea	2	6
Haiti	1	1
Honduras	12	21
Hong Kong	3	7
India	10	20
Indonesia	46	99
Iraq	44	98
Israel	43	104
Ivory Coast	12	28
Jordan	41	123
Kazakhstan	7	19
Kenya	45	65
Kuwait	1	1
Lebanon	30	66
Malawi	11	21

Country Location	Case	Inds
Oman	5	6
Pakistan	14	52
Papua New Guinea	80	80
Qatar	1	2
Russia	1	4
Rwanda	277	543
Saudi Arabia	4	8
Senegal	2	3
South Africa	10	31
Sri Lanka (Ceylon)	80	150
Sudan	5	6
Tanzania	208	740
Thailand	211	486
Togo	14	28
Trinidad and Tobago	2	5

Department of State
Bureau of Population, Refugees, and Migration
Office of Admissions - Refugee Processing Center
Refugee Arrivals by Processing Country
All Nationalities

For the Reporting Period of October 1, 2019 through July 31, 2020

Djibouti	3	9	Malaysia	314	644	Turkey	257	584
Ecuador	74	148	Mauritania	1	1	Uganda	138	224
Egypt	107	217	Moldova	105	280	Ukraine	532	1,413
El Salvador	106	161	Morocco	13	13	United Arab Emirates	3	4
Ethiopia	107	213	Nauru	44	45	United States of America	3	3
Germany	3	3	Nepal	3	4	Zambia	44	98
Guatemala	55	99	Niger	62	62	Zimbabwe	5	19

*Please note Special Immigrant Visa (SIV) recipients who have elected and received U.S. Refugee Admissions Program (USRAP) Reception and Placement (R&P) benefits are not included in this report.

Based on the terms of a settlement in *Doe et al. v. Trump et al*, No. 17-0178 (W.D. Wash), certain refugee applicants that arrive in FY 2020 and any future fiscal years are counted toward the FY 2018 refugee admissions ceiling.